



# LAP610 SERIES

## Flange Facing Machine 2" - 24" (50 - 610mm)

### High Performance Portable Machines

An internally mounted lightweight yet strong flange facing machine for all types of flange facing, seal groove machining, weld prep and counter boring.

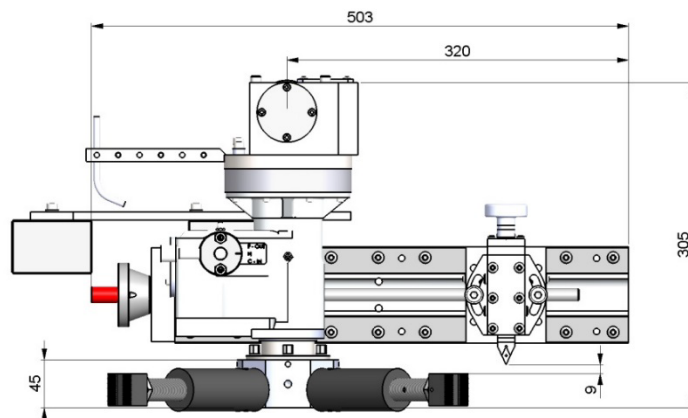


- Helical drive for a superior finish
- Swivel tool post – for a wider range of machining operations
- Geared continuous groove facing feeds, for gramophone finish (ASME Standard)
- Quick set independent base, minimising set up time

The LAP610 machine is supplied complete with toolkit including tools and inserts, air filter lubricator and hose connection, all required mounting base and extensions, storage / shipping box, CE certificate, packing list and manual.

#### Shipping Dimensions

Length		Width		Height	
mm	inches	mm	inches	mm	inches
650	25.5	450	17.7	430	16.9




# LAP1000 SERIES

## Flange Facing Machine 6" - 40" (153 - 1000mm)

### High Performance Portable Machines

An internally mounted flange facing machine for all types of flange facing, seal groove machining, weld preparation and counter boring.

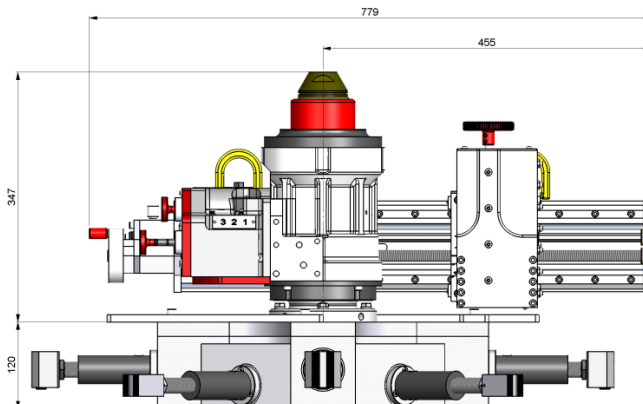


- Latest linear technology – delivering a robust, reliable operation
- Powered 360° tool post – for a wider range of machining operations
- Three speed continuous feed gearbox, for gramophone finish
- Quick set adjustable clamping jaws, minimising set up time

The LAP1000 machine is supplied complete with toolkit including tools and inserts, air filter lubricator and hose connection, all required mounting base and extensions, storage / shipping box, CE certificate, packing list and manual.

#### Shipping Dimensions

Length		Width		Height	
mm	inches	mm	inches	mm	inches
840	33	600	24	720	28



# LAP2000 SERIES

## Flange Facing Machine 24" - 80" (610 - 2000mm)

### High Performance Portable Machines

An internally mounted flange facing machine for all types of flange facing, seal groove machining, weld preparation, counter boring and heat exchanger repair.



- Latest linear technology, to deliver accurate and repeatable machining
- Three speed continuous feed gearbox, for flexible machine operation
- Quick set adjustable jaws, to minimise set-up time
- Swivel powered tool post which supports a wider range of machining applications

The LAP2000 machine is supplied complete with toolkit including tools and inserts, air filter lubricator and hose connection, all required mounting base and extensions, storage / shipping box, CE certificate, packing list and manual.

#### Shipping Dimensions

	Length		Width		Height	
	mm	inches	mm	inches	mm	inches
Box 1	1800	71	900	35	720	28
Box 2	1900	75	1250	49	570	22

